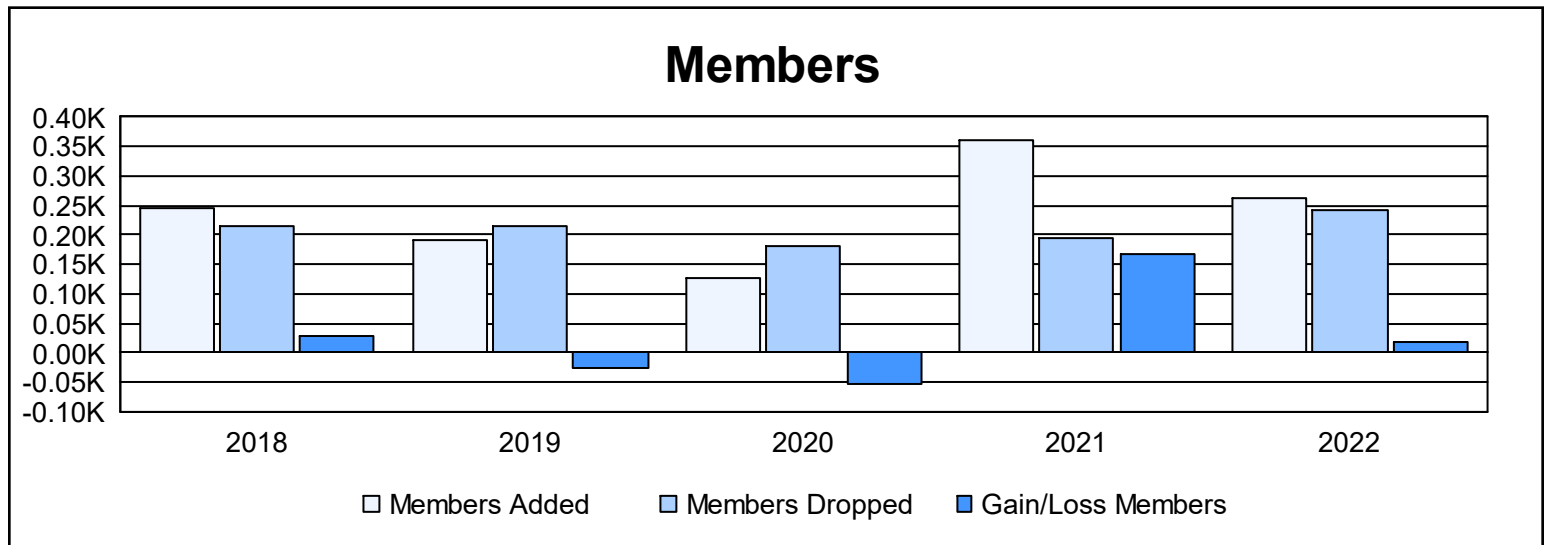
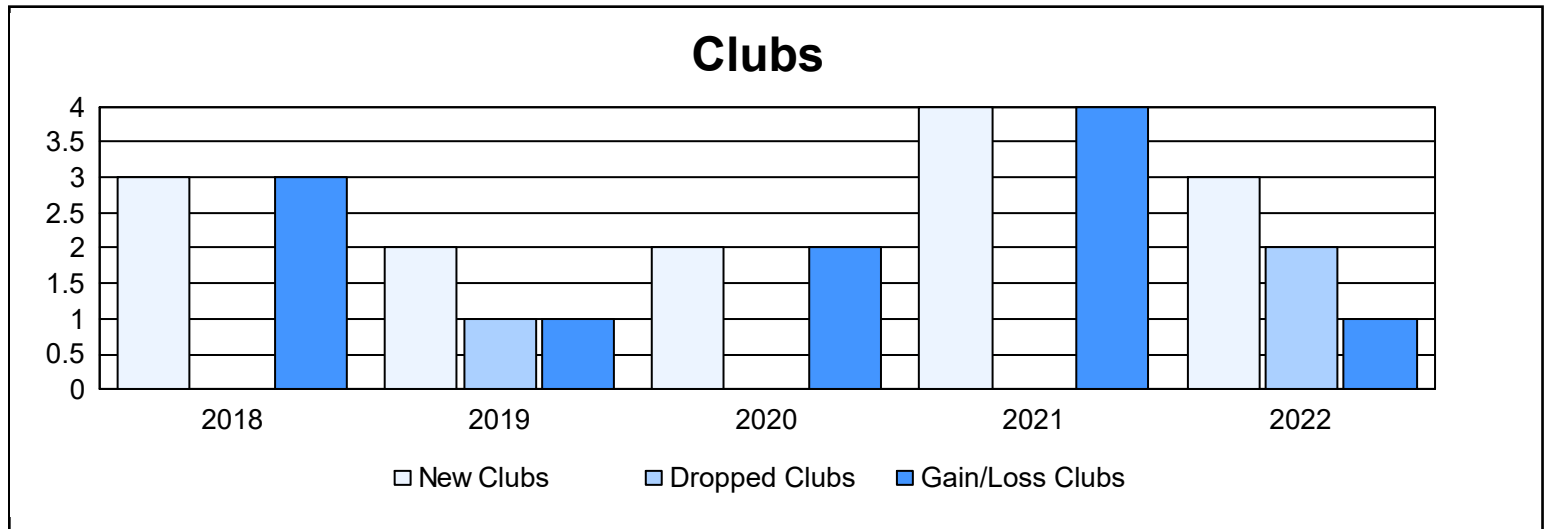
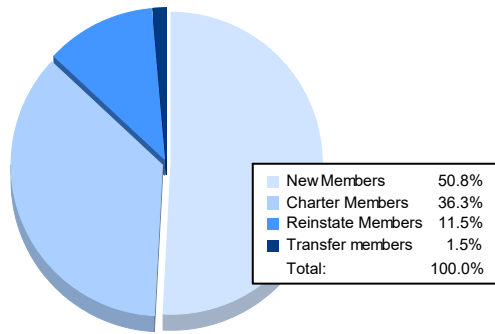


Year	New Clubs	Dropped Clubs	Gain/ Loss Clubs	New Members	Charter Members	Reinstate Members	Transfer Members	Total Member Added	Total Members Dropped	Gain/ Loss Members
2017-2018	3	0	3	148	82	9	5	244	214	30
2018-2019	2	1	1	123	59	7	1	190	216	-26
2019-2020	2	0	2	64	50	8	4	126	180	-54
2020-2021	4	0	4	217	122	22	1	362	193	169
2021-2022	3	2	1	133	95	30	4	262	243	19
<b>Average</b>	<b>3</b>	<b>1</b>	<b>2</b>	<b>137</b>	<b>82</b>	<b>15</b>	<b>3</b>	<b>237</b>	<b>209</b>	<b>28</b>



### Membership Composition June 2022 Cumulative



### Gender Composition June 2022 Cumulative

